

Scaled data based on original data using
LM-79-08 Approved Method: Electrical and Photometric Measurements of Solid-
State Lighting Products

Test Report Prepared for
Cooper Lighting Solutions
(formerly Eaton)

Brand: McGRAW-EDISON

Report Number: P939453

Luminaire Tested: **GALN-SB2A-760-U-T1**

Issue Date: 1/21/2025

Test Information

Test Method: LM-79-08
Report Number: P939453
TEST IS SCALED FROM IESNA LM-79-08 TEST DATA (G2-2405-108-2)
Test Lab: INNOVATION CENTER
Issue Date: 1/21/2025
Manufacturer: COOPER LIGHTING SOLUTIONS (FORMERLY EATON)
Product Line: McGRAW-EDISON
Catalog Number: GALN-SB2A-760-U-T1
Description: GALLEON AREA AND ROADWAY HIGH DENSITY LED LUMINAIRE
(2) 70 CRI, 5700K, 350mA LIGHTSQUARES WITH 26 LEDS EACH AND TYPE I OPTICS
Light Source: -
Ballast/Driver: -

Summary

Lumens per Lamp: N/A
Luminaire Lumens: 9389 lumens
Efficiency: N/A
Efficacy: 163.9 lumens/watt
Luminous Opening: Rectangular (W 0.5' x L: 1' x H: 0')
IES Classification: Type I - Short
BUG Rating: B3 - U0 - G3

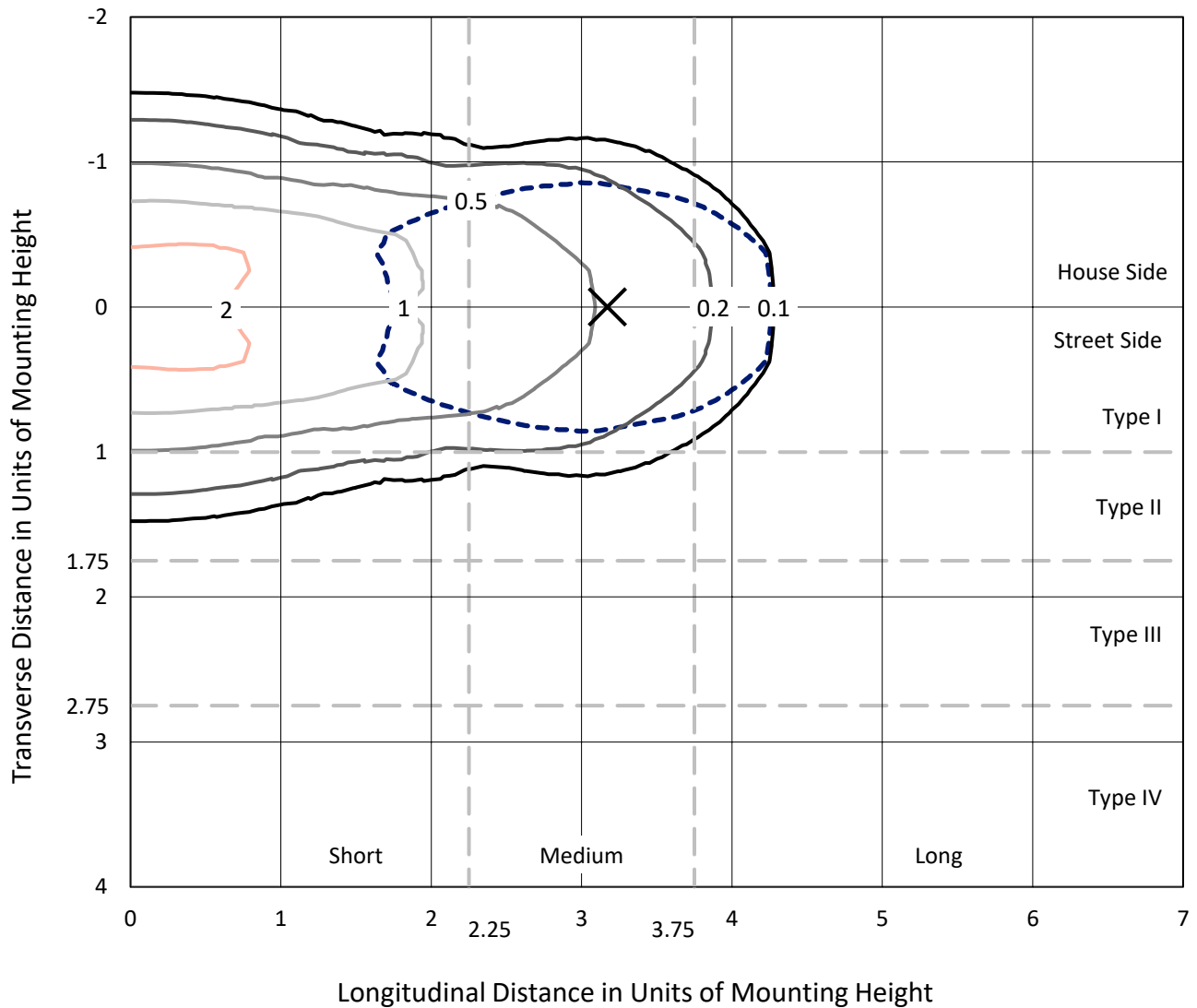
Input Watts (W): 57.3
Input Voltage (V): NR
Input Current (Ain): NR
Voltage Rise (V): NR
Power Factor: NR
Total Harmonic Distortion (THDi): NR
Frequency (hertz): 60
Stabilization Time: NR
Operation Time: NR
Ambient Temperature (°C): NR
Test Distance: 24 FT



REPORT NUMBER: P939453
 CATALOG NUMBER: GALN-SB2A-760-U-T1

Iso-Footcandle Lines of Horizontal Illumination

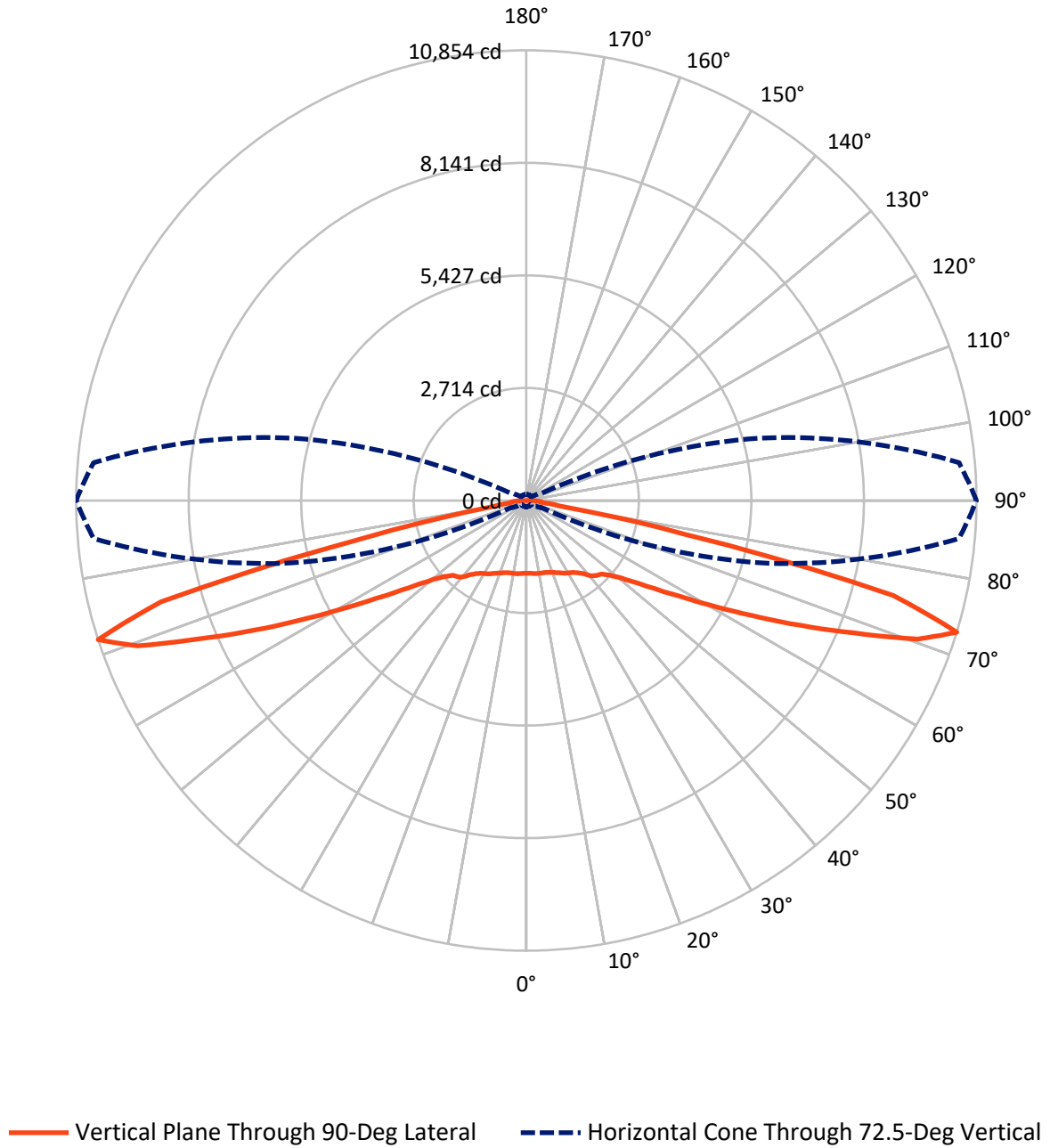
× Max cd
 - - - 1/2 Max cd



Based on 25 foot mounting height. Maximum calculated value = 2.8 fc
 Type I - Short - N/A

REPORT NUMBER: P939453
CATALOG NUMBER: GALN-SB2A-760-U-T1

Luminous Intensity Polar Plot



REPORT NUMBER: P939453

CATALOG NUMBER: GALN-SB2A-760-U-T1

FLUX DISTRIBUTION:

		Downward	Upward	Total
House Side	Lumens	4694.5	0.0	4694.5
	% Fixture	50.0	0.0	50.0
Street Side	Lumens	4694.5	0.0	4694.5
	% Fixture	50.0	0.0	50.0
Total	Lumens	9389.0	0.0	9389.0
	% Fixture	100.0	0.0	100.0

ZONAL LUMENS:

Zone	Lumens	% Fixture
0°-10°	170.1	1.8
10°-20°	520.1	5.5
20°-30°	867.3	9.2
30°-40°	1192.8	12.7
40°-50°	1456.7	15.5
50°-60°	1684.9	17.9
60°-70°	2008.9	21.4
70°-80°	1402.1	14.9
80°-90°	86.1	0.9
90°-100°	0.0	0.0
100°-110°	0.0	0.0
110°-120°	0.0	0.0
120°-130°	0.0	0.0
130°-140°	0.0	0.0
140°-150°	0.0	0.0
150°-160°	0.0	0.0
160°-170°	0.0	0.0
170°-180°	0.0	0.0
0°-90°	9389.0	100.0
0°-180°	9389.0	100.0

Coefficient of Utilization



REPORT NUMBER: P939453

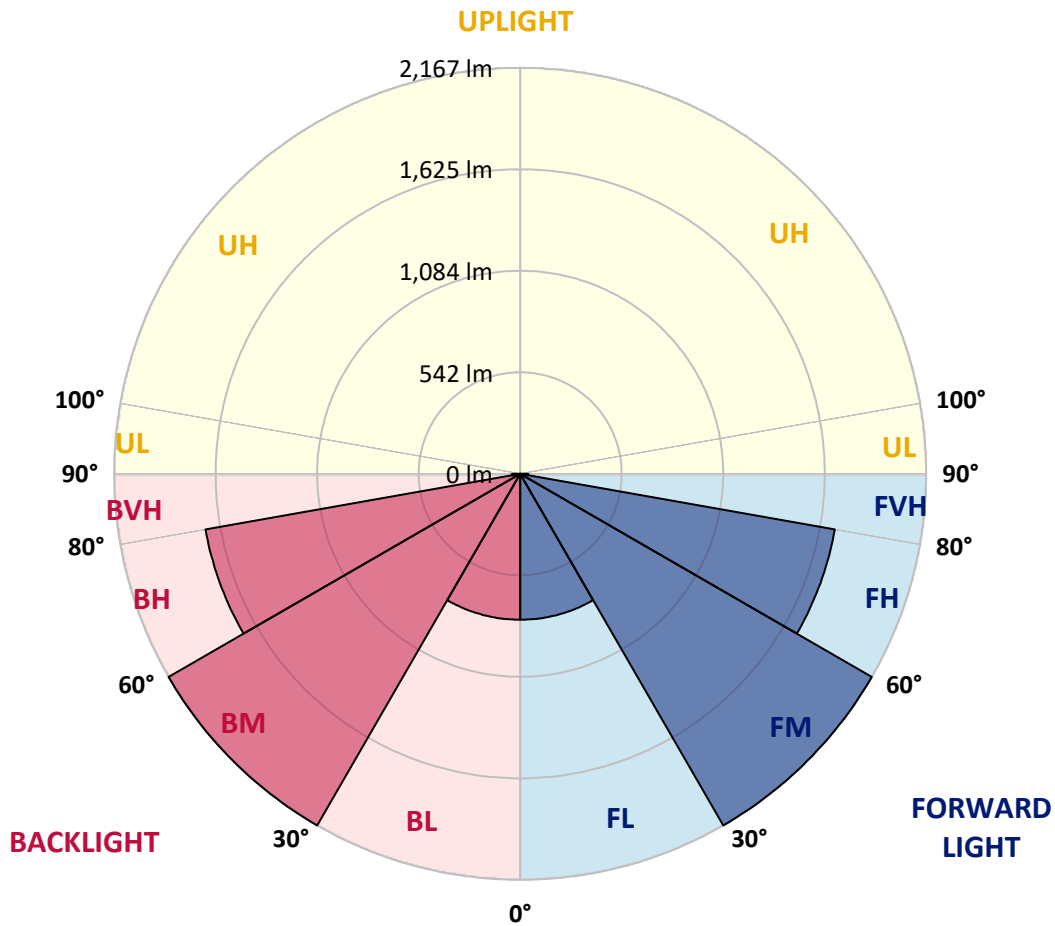
CATALOG NUMBER: GALN-SB2A-760-U-T1

LUMINAIRE CLASSIFICATION SYSTEM LUMEN TABLE AND BUG RATING:

Zone	Lumens	% Fixture	Zone Rating/Lumen Limit		
			B	U	G
FL (0°-30°)	778.8	8.3			
FM (30°-60°)	2167.2	23.1			
FH (60°-80°)	1705.5	18.2			G1/1800
FVH (80°-90°)	43.1	0.5			G1/100
BL (0°-30°)	778.8	8.3	B2/1000		
BM (30°-60°)	2167.2	23.1	B2/2500		
BH (60°-80°)	1705.5	18.2	B3/2500		G3/2500
BVH (80°-90°)	43.1	0.5			G1/100
UL (90°-100°)	0.0	0.0		U0/0	
UH (100°-180°)	0.0	0.0		U0/0	

BUG Rating: B3-U0-G3

Type I Short



REPORT NUMBER: P939453

CATALOG NUMBER: GALN-SB2A-760-U-T1

CANDELA DISTRIBUTION (FULL):

	0°	5°	15°	25°	35°	45°	55°	65°	75°	85°
0°	1754.4	1754.4	1754.4	1754.4	1754.4	1754.4	1754.4	1754.4	1754.4	1754.4
2.5°	1755.9	1757.9	1757.9	1756.4	1759.9	1756.9	1756.9	1755.4	1756.9	1755.4
5°	1764.9	1767.4	1768.4	1767.9	1772.4	1769.9	1769.9	1767.9	1768.4	1766.9
7.5°	1781.9	1785.4	1787.4	1789.9	1796.3	1793.4	1791.4	1785.4	1782.9	1778.9
10°	1787.4	1791.4	1797.8	1810.8	1825.8	1826.3	1820.3	1805.3	1793.9	1784.9
12.5°	1770.4	1775.9	1789.4	1815.8	1849.2	1862.7	1853.2	1828.3	1805.8	1789.9
15°	1748.9	1754.9	1775.4	1815.3	1864.7	1896.1	1895.1	1862.2	1826.3	1801.3
17.5°	1715.5	1721.5	1750.9	1806.8	1876.7	1928.6	1942.6	1908.6	1858.2	1824.8
20°	1655.1	1660.6	1701.5	1779.9	1880.7	1963.0	1999.4	1969.5	1906.6	1861.2
22.5°	1576.8	1585.3	1633.2	1733.5	1871.2	1998.9	2064.3	2043.8	1963.0	1900.1
25°	1493.0	1501.9	1557.8	1676.6	1846.7	2024.9	2141.1	2128.2	2026.9	1948.5
27.5°	1420.6	1430.1	1491.0	1620.2	1808.8	2034.9	2217.0	2223.5	2104.2	2001.9
30°	1363.7	1372.7	1437.6	1574.8	1759.9	2024.9	2283.4	2328.3	2183.1	2048.3
32.5°	1301.4	1312.8	1381.2	1519.4	1702.0	2000.9	2341.2	2441.5	2274.4	2098.2
35°	1222.5	1233.0	1304.8	1443.6	1626.2	1962.5	2389.6	2567.3	2405.1	2174.1
37.5°	1126.7	1136.7	1208.0	1348.8	1550.8	1908.6	2426.6	2709.0	2560.8	2283.4
40°	1030.4	1039.9	1106.8	1243.0	1460.5	1839.8	2439.5	2847.7	2739.4	2433.6
42.5°	942.1	950.6	1011.9	1138.7	1359.2	1751.9	2422.6	2968.5	2899.6	2538.3
45°	860.8	868.2	922.6	1040.9	1254.0	1645.2	2371.7	3098.2	3090.2	2613.2
47.5°	767.9	775.4	831.8	946.1	1148.7	1519.9	2285.4	3225.9	3355.2	2782.8
50°	654.7	661.2	719.0	836.8	1039.4	1386.7	2165.6	3326.2	3689.5	3039.8
52.5°	520.4	527.4	583.8	701.6	909.7	1243.5	2007.9	3391.6	4075.7	3415.1
55°	387.2	392.2	441.1	546.9	749.0	1080.3	1810.3	3410.1	4513.8	3928.0
57.5°	280.9	283.9	315.4	394.2	567.8	876.2	1570.3	3362.2	5035.3	4585.7
60°	227.5	228.5	238.0	272.9	394.7	645.7	1280.4	3197.5	5601.1	5433.5
62.5°	206.6	206.6	209.1	218.6	267.0	426.1	929.6	2856.2	6207.9	6504.8
65°	192.1	192.1	193.1	197.6	210.6	271.4	586.8	2300.3	6719.3	7759.7
67.5°	179.1	179.6	179.1	180.6	188.1	200.6	340.3	1588.8	6994.8	9060.1
70°	165.7	166.7	164.2	164.2	170.2	170.7	213.1	871.2	6766.2	10149.9
72.5°	149.7	151.2	147.2	146.2	150.7	148.7	160.2	418.2	5809.2	10475.2
75°	135.7	137.7	128.7	126.2	126.2	124.7	130.2	214.6	3770.3	8545.1
77.5°	123.2	127.2	112.8	104.8	102.8	98.3	106.3	131.2	1649.1	4011.8
80°	101.8	107.3	92.8	83.3	79.8	74.8	83.8	91.8	490.5	931.6
82.5°	75.8	78.3	65.9	59.4	56.4	52.9	62.9	63.9	159.7	329.8
85°	48.4	49.4	40.4	34.9	33.4	31.9	39.9	34.9	60.9	242.5
87.5°	17.0	19.5	15.5	14.0	15.0	12.5	18.5	10.5	17.0	171.2
90°	0.0	0.0	0.0	0.0	0.0	0.0	0.0	0.0	0.0	0.0

(END C

90°

1754.4
1755.4
1766.9
1778.9
1783.4
1787.4
1797.3
1819.3
1852.7
1888.7
1932.6
1985.0
2023.9
2067.3
2139.7
2237.5
2384.7
2475.5
2528.4
2685.0
2917.1
3263.9
3738.9
4347.7
5133.6
6103.1
7251.8
8511.7
10005.7
10854.4
9139.9
3928.5
892.2
372.7
352.3
212.1
0.0

OF REPORT)